

FR600 SERIES

DC PUMPS

AC PUMPS

NEXTEC

HAND PUMPS

METERS

CABINET
DISPENSERS

FMS

ACCESSORIES

DEF

KITS

FR604H






FR610H



FR610HA



DESCRIPTION	Pump Only	Manual Nozzle	Gasoline Automatic Nozzle
FLOW RATE	15 GPM / 57 LPM	15 GPM / 57 LPM	15 GPM / 57 LPM
VOLTAGE / AMP RATING (FLA)	115V AC / 2 A	115V AC / 2 A	115V AC / 2 A
DUTY CYCLE	30 Min On / 30 Min Off	30 Min On / 30 Min Off	30 Min On / 30 Min Off
DISCHARGE HEAD / DISCHARGE PRESSURE	37' / 16 PSI	37' / 16 PSI	37' / 16 PSI
SUCTION LIFT	8'	8'	8'
INLET THREAD / OUTLET THREAD	1" NPT / 0.75" NPT	1" NPT / 0.75" NPT	1" NPT / 0.75" NPT
MOUNTING SIZE, THREAD, & TYPE	2" NPT Bung Mount	2" NPT Bung Mount	2" NPT Bung Mount
KEY INCLUDED COMPONENTS		¾" x 12' UL Listed Hose with Static Ground Wire, ¾" Cast Aluminum Manual Nozzle, 20" – 34-½" Steel Telescoping Suction Pipe	¾" x 12' UL Listed Hose with Static Ground Wire, ¾" Automatic Unleaded Nozzle
COMPATIBLE FLUIDS			
PACKAGE DIMENSIONS (WxHxD) / WEIGHT	12.63" x 6.63" x 15.25" / 21 lbs	15.44" x 10.63" x 18.31" / 30 lbs	15.44" x 10.63" x 18.31" / 32 lbs
CERTIFICATIONS	cULus	cULus	cULus
WARRANTY	Limited Lifetime	Limited Lifetime	Limited Lifetime
UPC	089404248331	089404248355	089404248362